

INDEPENDENT SCHOOLS ENROLMENT TRENDS & PROJECTIONS

2022 EDITION



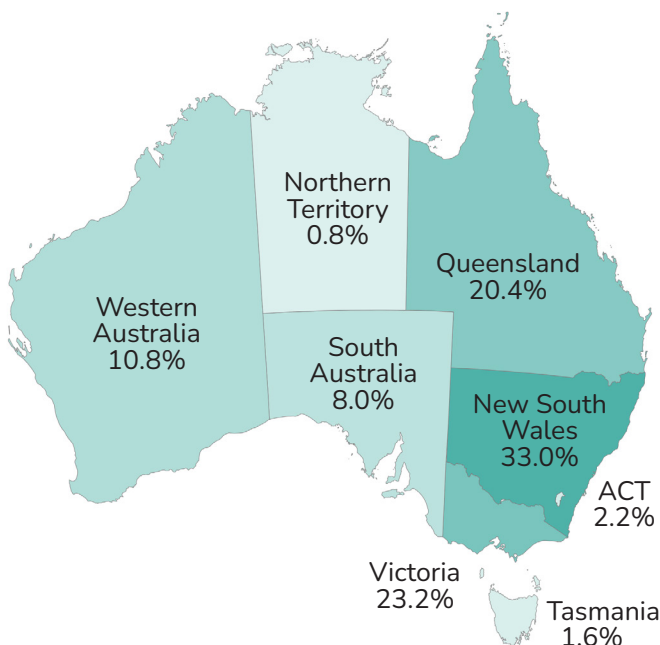
Independent Schools Australia uses the latest available figures from the Australian Bureau of Statistics and other government sources to analyse student enrolment trends in the Independent school sector. For the full analysis, see the ISA report: *Enrolment Trends and Projections 2022 Edition* on our website.

LAST YEAR

Enrolments in the Independent sector grew by 3.1 per cent in 2021 to 667,259 student enrolments. This is the sector's strongest growth in more than a decade, despite student population growth of only 0.6 per cent. The Catholic school sector enrolments increased by 1.4 per cent and government sector enrolments decreased by 0.3 per cent.

The Independent sector's share of enrolments increased across every state and territory, suggesting that Independent schools have been preferred by parents during the COVID-19 pandemic.

PROPORTION OF INDEPENDENT SCHOOL ENROLMENTS BY STATE AND TERRITORY, 2021



PERCENTAGE CHANGE IN ENROLMENTS BY GRADE

YEAR LEVEL	SECTORS	
	INDEPENDENT	ALL
ALL YEARS	3.1%	0.6%
YEARS 7-12	2.9%	1.4%
YEARS 0-6	3.3%	0.0%
YEARS 0-1 ONLY	3.4%	-0.5%

“

Enrolments in Australia's Independent schools increased across all year levels, despite stagnant population growth in 2021.



3.1%

GROWTH IN INDEPENDENT ENROLMENTS

“

Of the more than four million students in Australia, 17 per cent are enrolled in Independent schools.



667,259

TOTAL NUMBER OF STUDENTS IN INDEPENDENT SCHOOLS

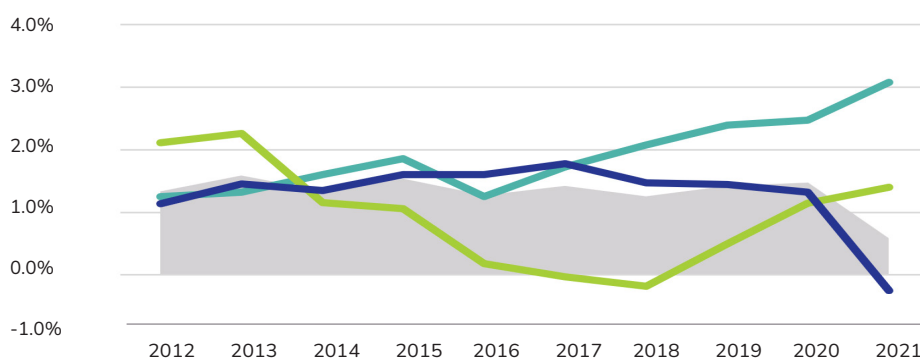
TRENDS



Since 2016, Independent schools have had the highest enrolment growth of all school sectors. Nearly 90 per cent of the growth in enrolments was in New South Wales, Victoria and Queensland schools.

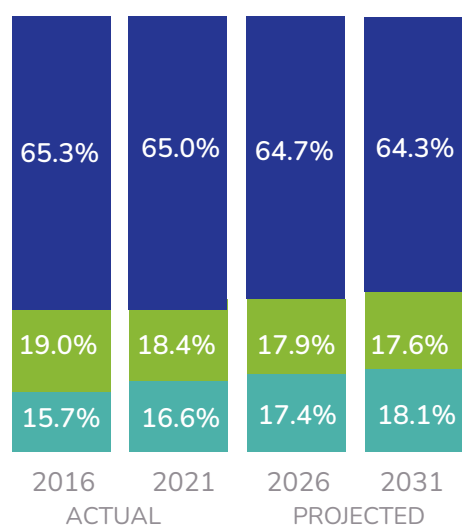
- INDEPENDENT
- CATHOLIC
- GOVERNMENT
- ALL SECTORS

STUDENT ENROLMENT GROWTH RATE BY SCHOOL SECTOR 2012 TO 2021



PROJECTIONS

PROJECTED CHANGE IN SCHOOL SECTOR SHARE TO 2031



AVERAGE ANNUAL GROWTH 2021-2031

	ACTUAL			PROJECTED
	2016-21	2021-26	2026-31	2021-31
INDEPENDENT	2.3%	2.2%	2.0%	2.1%
CATHOLIC	0.6%	0.8%	0.8%	0.8%
GOVERNMENT	1.1%	1.2%	1.0%	1.1%
ALL SECTORS	1.2%	1.3%	1.2%	1.2%



ISA predicts that by 2026, 17.4 per cent of Australian students will be enrolled in an Independent school, and rising to 18.1 per cent by 2031.

PROJECTED ADDITIONAL ENROLMENTS BY SECTOR TO 2031

SECTOR	CURRENT	PROJECTED TOTAL ENROLMENTS		PROJECTED ADDITIONAL ENROLMENTS		
	2021	2026	2031	2021-26	2026-31	TOTAL 2021-31
INDEPENDENT	667,259	744,437	820,864	+77,178	+76,428	+153,605
CATHOLIC	740,065	768,853	801,698	+28,787	+32,845	+61,633
GOVERNMENT	2,618,108	2,773,129	2,920,534	+155,021	+147,405	+302,427
ALL SECTORS	4,025,432	4,286,418	4,543,097	+260,986	+256,679	+517,665

SOURCES: FIGURES ARE DERIVED FROM DATA PROVIDED BY THE AUSTRALIAN BUREAU OF STATISTICS, THE AUSTRALIAN GOVERNMENT DEPARTMENT OF EDUCATION, SOME FIGURES MAY NOT ADD DUE TO ROUNDING.

INDEPENDENT
SCHOOLS
AUSTRALIA

