

# INDEPENDENT SCHOOLS ENROLMENT TRENDS & PROJECTIONS

2023 EDITION



Independent Schools Australia uses the latest available figures from the Australian Bureau of Statistics and other government sources to analyse student enrolment trends in the Independent school sector. For the full analysis, see the ISA report: *Enrolment Trends and Projections 2023 Edition* on our website.

## LAST YEAR

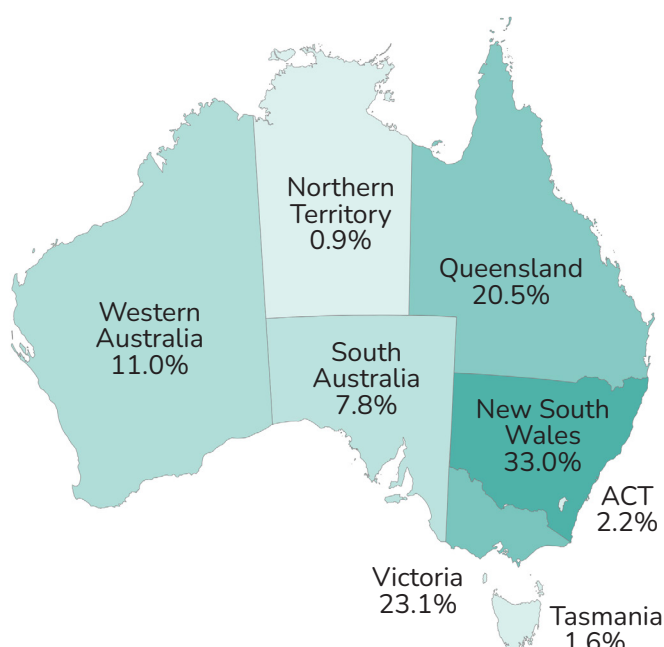
Enrolments in the Independent sector grew by 3.2 per cent in 2022 to 688,638 student enrolments. This is the sector's strongest growth in more than a decade, despite total student population growth of only 0.3 per cent. The Catholic school sector enrolments increased by 1.0 per cent and government sector enrolments decreased by 0.7 per cent.

The Independent sector's share of enrolments increased across every state and territory.



Enrolments in Australia's Independent schools increased across all year levels, despite stagnant population growth in 2022.

## PROPORTION OF INDEPENDENT SCHOOL ENROLMENTS BY STATE AND TERRITORY, 2022



3.2%

GROWTH IN INDEPENDENT ENROLMENTS



Of the more than four million students in Australia, 17 per cent are enrolled in Independent schools.

## PERCENTAGE CHANGE IN ENROLMENTS BY GRADE

YEAR LEVEL	SECTORS	
	INDEPENDENT	ALL
ALL YEARS	3.2%	0.3%
YEARS 7-12	3.4%	1.1%
YEARS 0-6	2.8%	-0.2%
YEARS 0-1 ONLY	3.3%	-0.7%



688,638

TOTAL NUMBER OF STUDENTS IN INDEPENDENT SCHOOLS

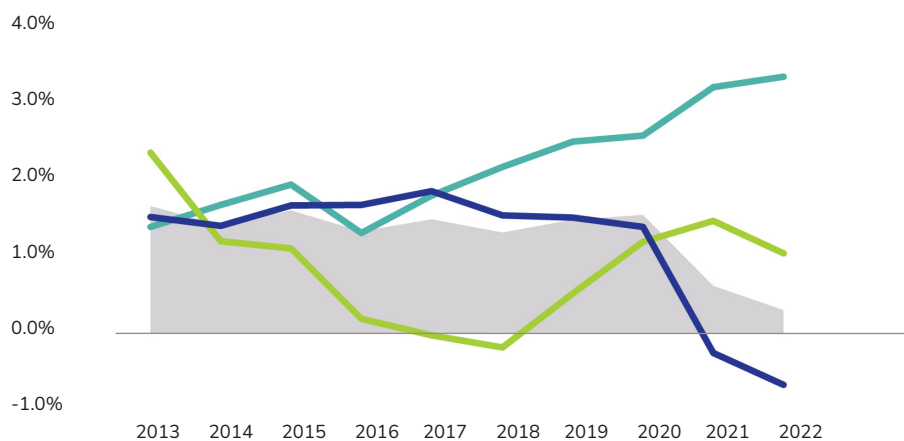
# TRENDS



Since 2017, Independent schools have had the highest enrolment growth of all school sectors. Nearly 80 per cent of the growth in enrolments was in New South Wales, Victoria and Queensland schools.

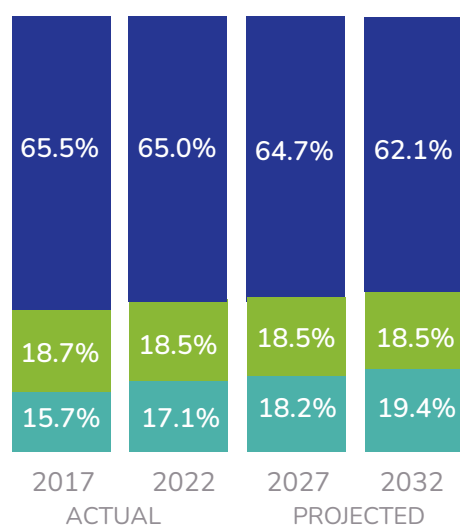
- INDEPENDENT
- CATHOLIC
- GOVERNMENT
- ALL SECTORS

## STUDENT ENROLMENT GROWTH RATE BY SCHOOL SECTOR 2013 TO 2022



# PROJECTIONS

## PROJECTED CHANGE IN SCHOOL SECTOR SHARE TO 2032



## AVERAGE ANNUAL GROWTH 2022-2032

	ACTUAL			PROJECTED
	2017-22	2022-27	2027-32	2022-32
INDEPENDENT	2.6%	2.6%	2.5%	2.5%
CATHOLIC	0.8%	1.2%	1.2%	1.2%
GOVERNMENT	0.7%	0.9%	0.8%	0.8%
ALL SECTORS	1.2%	1.2%	1.2%	1.2%



ISA predicts that by 2027, 18.2 per cent of Australian students will be enrolled in an Independent school, and rising to 19.4 per cent by 2032.

## PROJECTED ADDITIONAL ENROLMENTS BY SECTOR TO 2032

SECTOR	CURRENT	PROJECTED TOTAL ENROLMENTS		PROJECTED ADDITIONAL ENROLMENTS		
	2022	2027	2032	2022-27	2027-32	TOTAL 2022-32
INDEPENDENT	688,638	782,173	884,007	+93,535	+101,834	+195,369
CATHOLIC	747,415	792,358	842,313	+44,943	+49,955	+94,898
GOVERNMENT	2,601,061	2,717,228	2,826,407	+116,167	+109,179	+225,346
ALL SECTORS	4,037,115	4,291,760	4,552,728	+254,645	+260,968	+515,613

SOURCES: FIGURES ARE DERIVED FROM DATA PROVIDED BY THE AUSTRALIAN BUREAU OF STATISTICS, THE AUSTRALIAN GOVERNMENT DEPARTMENT OF EDUCATION, SOME FIGURES MAY NOT ADD DUE TO ROUNDING.

